



NORTHERN COMMUNITY MEDIATION 2023 ANNUAL REPORT

DECEMBER 2023

INCOME CATEGORY	MONTH	2023 YTD	2023 Budget	2023 Project	2022 YTD
CDRP Funds		79,949.08	79,949.08	79,949.08	46,728.48
Agency Funds					
A. Charlevoix County		38,000.00	38,000.00	38,000.00	38,000.00
B. Emmet County		36,000.00	36,000.00	36,000.00	36,000.00
C. VORP Charlevoix	833.33	10,416.66	7,500.00	10,416.66	7,500.00
D. VORP Emmet		6,875.00	7,500.00	6,875.00	7,500.00
E. CDP Charlevoix		8,000.00	8,000.00	8,000.00	8,000.00
E.Fees for Service	494.54	17,737.86	12,000.00	17,737.86	14,467.35
F. ACVS Fees		1,750.00	3,000.00	1,750.00	2,750.00
G. SPED Fees			1,400.00		2,100.00
H. Donations/Designated		526.84		526.84	326.62
I. Donor Campaign	6,299.00	12,372.51	12,000.00	12,372.51	17,240.32
J. Relocation Donations		8,476.83		8,476.83	
K. Theatre Party Petoskey			9,000.00		
L Theatre Party Charlevoix			6,500.00		6,475.00
M. Mediation Celebration		15,409.00	36,000.00	15,409.00	620.00
N. Reimbursement/Refund		18,277.12		18,277.12	1,207.46
O. Interest	124.95	6,501.05	4,800.00	6,501.05	1,487.81
P. Training					
1. 4-Hour			200.00		650.00
2. 40-Hour			1,000.00		
3. 4-Hour			200.00		524.01
4. Human Resources					450.00
5. BHMS					900.00
6. Court System	55.00	440.00		440.00	
Q. Consultation		750.00		750.00	
Grants					
A. Charlevoix Foundation		11,000.00		11,000.00	
B. Petoskey Foundation	2,500.00	4,500.00		4,500.00	
C. BHMS	2,500.98	17,694.73	12,600.00	17,694.73	20,975.54
D.Petoskey Rotary		2,000.00		2,000.00	
F. MAMP	200.00	400.00		400.00	
Carry Over from COVID					10,597.69
TOTAL OPERATON INCOME	13,007.80	297,076.68	275,649.08	297,076.68	224,500.28
Capital Campaign		2,000.00		2,000.00	
US Treasury		30,000.00		30,000.00	
TOTAL INCOME	13,007.80	329,076.68	275,649.08	329,076.68	224,500.28
IN-KIND CATEGORY	MONTH	2023 YTD	2023 Budget	2023 Project	2022 YTD
A. Accounting Services		211.00	900.00	211.00	895.00
B. Volunteer Mediators	4,651.00	117,373.00	114,000.00	117,373.00	107,252.50
C. Volunteer Labor		50.00		50.00	540.00
D. Volunteer Training		2,700.00		2,700.00	
E. Mediation Locations					200.00
F. Rent		5,200.00	15,600.00	5,200.00	13,800.00
G. Equipment/Supplies		79.95	200.00	79.95	
H. Cell Phone (ED)	253.98	2,196.77	2,100.00	2,196.77	2,028.59
I. Theatre Party Petoskey					
J. Theatre Party Charlevoix					
K. Training Locations					
L. Mileage					
M. GoToMyPC (ED)		348.00	350.00	348.00	
N. Executive Director	67.23	4,426.22	2,200.00	4,426.22	2,298.15
O. Relocation Expenses		7,854.97		7,854.97	
P. Which Wich					33.00
IN KIND INCOME	4,972.21	140,439.91	135,350.00	140,439.91	127,047.24
OPERATION + IN KIND	17,980.01	437,516.59	410,999.08	437,516.59	351,547.52
TOTAL INCOME + IN KIND	17,980.01	469,516.59	410,999.08	469,516.59	351,547.52

DECEMBER 2023

EXPENSE CATEGORY	MONTH	2023 YTD	2023 Budget	2023 Project	2022 YTD
1. Personnel					
A. Salaries	17,771.22	156,090.96	155,078.00	156,090.96	148,399.94
B. FICA	1,413.33	12,321.21	11,863.47	12,321.21	11,484.46
C. Worker's Compensation		519.00	505.00	519.00	505.00
D. Unemployment		57.56	165.30	57.56	51.30
E. Insurance/Education/IRA	3,652.98	15,552.64	23,679.78	15,552.64	13,492.44
F. Bonus					2,250.00
2. Accounting		4,965.00	5,700.00	4,965.00	4,275.00
3. Outreach	158.00	1,506.43	1,713.00	1,506.43	2,977.98
5.. Communications					
A. Telephone	179.21	1,859.06	1,679.52	1,859.06	1,679.52
B. Internet	72.98	1,223.74	1,175.76	1,223.74	1,375.76
C. Charlevoix Office					138.98
6. Contractual	29.86	5,594.64	4,150.00	5,594.64	4,136.45
7. Equipment			250.00		600.00
8. Insurance					
A. Directors, Officers, Emp.Prac.		1,327.00	1,199.00	1,327.00	1,199.00
B. Business Protection		1,666.00	638.00	1,666.00	638.00
C. Commercial Umbrella		500.00	300.00	500.00	300.00
9. Occupancy					
A. Mortgage Interest	1,321.77	9,077.94		9,077.94	
B. Utilities	123.53	2,916.17		2,916.17	
C. Rent		1,950.00	7,800.00	1,950.00	7,800.00
D. Assessment		1,608.30		1,608.30	
E. Fees/Dues	1,539.77	7,138.93		7,138.93	
10. Other					
A. Board		1,094.32	863.00	1,094.32	1,102.18
B. Executive Director	80.00	2,332.10	2,749.00	2,332.10	2,916.13
C. Hospitality	131.72	2,364.00	925.00	2,364.00	2,406.15
D. Licenses, Fees, Dues	255.00	3,260.00	3,345.00	3,260.00	3,479.05
E. Staff Retreat & PD		104.48	420.00	104.48	133.60
F. Theatre Party Petoskey			1,860.00		
G. Theatre Party Charlevoix		57.00	2,045.00	57.00	4,604.80
H. Mediation Celebration		13,552.27	14,500.00	13,552.27	1,105.00
I. Miscellaneous		100.00		100.00	
11. Postage	206.83	2,417.00	1,800.00	2,417.00	1,873.80
12. Printing	349.00	2,583.88	800.00	2,583.88	1,242.29
13. Reimbursement/Refund		350.00		350.00	131.20
14. Supplies	554.98	2,025.73	2,200.00	2,025.73	2,663.35
15. Training					
A. 4-Hour			25.00		
B. 40-Hour		250.00	1,850.00	250.00	
C. 4-Hour			25.00		38.52
16. Travel					
A. Lodging			260.00		
B. Meals			110.00		
C. Mileage		1,144.09	2,362.50	1,144.09	1,500.38
D. Other		26.80		26.80	
17. Relocation One-Tme Expenses		39,459.05		39,459.05	
A. Taxes (1st Year Only)	2,555.65	3,446.90		3,446.90	
18. US Treasury		39,876.57		39,876.57	
TOTAL EXPENSES	30,395.83	340,318.77	252,036.33	340,318.77	224,500.28
18. Operation Income - Expenses	-17,388.03	-43,242.09	23,612.75	-43,242.09	0.00
19. Total Income - Expenses	-17,388.03	-11,242.09	23,612.75	-11,242.09	0.00

3:45 PM
01/04/24
Cash Basis

NORTHERN COMMUNITY MEDIATION
Profit & Loss
December 2023

	Dec 23
Ordinary Income/Expense	
Income	
Donation	
Donor Campaign	
Board Member	515.00
Community	4,584.00
Mediator	1,200.00
Total Donor Campaign	6,299.00
Total Donation	6,299.00
Fees	
Employment	100.00
DIV	197.52
Breach of Contract	50.00
Domestic	48.51
Post Judgement	98.51
Total Fees	494.54
Grants	
MAMP	200.00
Behavioral Health	2,500.98
Petoskey Foundation	2,500.00
Total Grants	5,200.98
Interest	124.95
Training & Workshops	
Court System	55.00
Total Training & Workshops	55.00
VORP	
Charlevoix	833.33
Total VORP	833.33
Total Income	13,007.80
Expense	
Outreach	158.00
Property Taxes	2,555.65
Utilities	
Electricity	123.53
Total Utilities	123.53
Communications	
Internet	72.98
Telephone	179.21
Total Communications	252.19
Contractual	29.86
Fringe Benefits	
IRA	3,652.98
Total Fringe Benefits	3,652.98

3:45 PM
01/04/24
Cash Basis

NORTHERN COMMUNITY MEDIATION
Profit & Loss
December 2023

	Dec 23
Occupancy	
Mortgage Interest	1,321.77
Fees & Dues	1,539.77
Total Occupancy	2,861.54
Other	
Executive Director	80.00
Hospitality	131.72
Licenses, Fees, Dues	255.00
Total Other	466.72
Payroll Expenses	1,413.33
Postage	206.83
Printing	349.00
Salaries and Wages	17,771.22
Supplies	554.98
Total Expense	30,395.83
Net Ordinary Income	-17,388.03
Net Income	-17,388.03

8:46 AM
01/05/24
Cash Basis

NORTHERN COMMUNITY MEDIATION
Expenses by Vendor Summary
December 2023

	<u>Dec 23</u>
American Fund	3,516.84
Bear Creek Township	2,555.65
Bill & Carol's	71.50
BSB Communications	179.21
Charlevoix Chamber of Commerce	195.00
Charter Communications	72.98
City of Petoskey	123.53
FNBO	831.98
Gordon Food Service	60.22
Honor Bank	1,321.77
McCardel Water Conditioning	11.00
Mitchell Park Center Association	1,539.77
Online Payroll Service Fee	10.00
Payroll Distribution	19,320.69
Pitney Bowes	206.83
Pro Image	349.00
Van's Business Machines	29.86
TOTAL	<u>30,395.83</u>

8:43 AM
01/05/24
Cash Basis

NORTHERN COMMUNITY MEDIATION

Profit & Loss

January through December 2023

	Jan - Dec 23
Ordinary Income/Expense	
Income	
Consultation	750.00
CDP	8,000.00
CDRP Funds	
1st Quarter	23,984.72
2nd Quarter	19,987.27
3rd Quarter	15,989.81
4th Quarter	19,987.28
Total CDRP Funds	79,949.08
County Funding	
Charlevoix	38,000.00
Emmet	36,000.00
Total County Funding	74,000.00
Donation	
Relocation Expenses	8,476.83
Amazon Smile	26.84
Designated Gift	500.00
Donor Campaign	
Board Member	915.00
Community	9,757.51
Mediator	1,700.00
Total Donor Campaign	12,372.51
Total Donation	21,376.18
Fees	
Employment	100.00
DIK	2,468.22
DIV	2,498.22
Criminal	28.91
ACVS	1,750.00
Breach of Contract	673.02
Custody	50.00
Divorce	48.51
Domestic	819.93
Guardianship	395.04
Landlord/Tenant	669.06
Post Judgement	742.12
Probate	6,183.24
Property	1,095.04
Real Estate	966.55
Trust	1,000.00
Total Fees	19,487.86
Fund Raising	
Mediation Celebration	15,409.00
Total Fund Raising	15,409.00
Grants	
MAMP	400.00

8:43 AM
01/05/24
Cash Basis

NORTHERN COMMUNITY MEDIATION
Profit & Loss
January through December 2023

	Jan - Dec 23
Behavioral Health	17,694.73
Charlevoix Foundation	11,000.00
Petoskey Foundation	4,500.00
Rotary Club of Petoskey	2,000.00
Total Grants	35,594.73
Interest	36,501.05
Refund	
Bear Creek Township	334.39
Jason Guthrie	1,500.00
Mitchell Park Center	1,535.06
Blane's	1,503.00
ESP	85.93
MAMP	80.05
Frankenmuth Insurance	58.00
US Treasury	12,751.62
Pitney Bowes	429.07
Total Refund	18,277.12
Training & Workshops	
Court System	440.00
Total Training & Workshops	440.00
VORP	
Charlevoix	10,416.66
Emmet	6,875.00
Total VORP	17,291.66
Total Income	327,076.68
Expense	
Outreach	338.00
Property Taxes	3,446.90
Utilities	
Gas	1,066.91
Electricity	1,379.60
Sewer	469.66
Total Utilities	2,916.17
Relocation Expenses	
Printing	190.80
Advertising	988.98
Contractual	38,279.27
Total Relocation Expenses	39,459.05
Transfer to US Treasury	39,876.57
Accounting	4,965.00
Advertising	1,168.43
Communications	
Internet	1,223.74
Telephone	1,859.06
Total Communications	3,082.80

8:43 AM
01/05/24
Cash Basis

NORTHERN COMMUNITY MEDIATION
Profit & Loss
January through December 2023

	Jan - Dec 23
Contractual	5,594.64
Fringe Benefits	
IRA	7,609.43
Vision Insurance	564.87
Drug Insurance	659.21
Supplemental Insurance	392.30
Dental Insurance	3,743.93
Health Insurance	2,582.90
Unemployment	57.56
Workman's Comp	519.00
Total Fringe Benefits	16,129.20
Insurance	
Business Protector	1,666.00
Commercial Umbrella	500.00
Directors & Officers	1,327.00
Total Insurance	3,493.00
Miscellaneous	100.00
Occupancy	
Mortgage Interest	9,077.94
Assessment	1,608.30
Fees & Dues	7,138.93
Rent	1,950.00
Total Occupancy	19,775.17
Other	
Mediation Celebration	13,552.27
Board	1,094.32
Executive Director	2,332.10
Hospitality	2,364.00
Licenses, Fees, Dues	3,260.00
Staff Retreat	104.48
Theatre Party Charlevoix	57.00
Total Other	22,764.17
Payroll Expenses	12,321.21
Postage	2,417.00
Printing	2,583.88
Refund Expense	285.00
Reimbursement	65.00
Salaries and Wages	156,090.96
Supplies	2,025.73
Training	
40-Hour	250.00
Total Training	250.00
Travel	
Mileage	1,144.09
Other	26.80
Total Travel	1,170.89
Void	0.00

8:43 AM
01/05/24
Cash Basis

NORTHERN COMMUNITY MEDIATION
Profit & Loss
January through December 2023

	Jan - Dec 23
Total Expense	340,318.77
Net Ordinary Income	-13,242.09
Other Income/Expense	
Other Income	
Donations - Capital Campaign	2,000.00
Total Other Income	2,000.00
Net Other Income	2,000.00
Net Income	-11,242.09

8:45 AM
01/05/24
Cash Basis

NORTHERN COMMUNITY MEDIATION
Expenses by Vendor Summary
January through December 2023

	<u>Jan - Dec 23</u>
Abuzz Creative	200.00
American Fund	6,429.55
American Spoon	20.00
Ballard's	24,573.50
BC Pizza	371.85
Bear Creek Sewer Account	469.66
Bear Creek Township	3,446.90
Bear River Electric	1,675.59
Bill & Carol's	71.50
Blane's Moving & Storage	3,006.00
Boyne Area Chamber of Commerce	175.00
Brian Kasiborski	900.00
BSB Communications	2,677.53
Chandler's	100.00
Charlevoix Chamber of Commerce	465.00
Charlevoix Cinema	57.00
Charter Communications	1,379.59
Choice Publications	22.50
City of Petoskey	1,379.60
City Park Grill	459.75
Connie Saltonstall	35.00
Corrina Bergeon	47.68
Coveyou Computer Services	392.50
Crooked Tree Arts Center	100.00
Culligan	44.00
Dan McGuire	4,080.00
Decka Digital	2,957.15
Denise Petoskey	267.58
DTE	1,066.91
East Jordan Chamber of Commerce	165.00
Emmet County	352.00
Emmet County Department of Public Works	25.00
Emmet County Parks & Recreation	1,052.00
EPS	2,512.76
Fabiano	933.60
FNBO	5,328.16
Frankenmuth Insurance	2,685.00
Garrett Langen	250.00
Gordon Food Service	60.22
Great Lakes Wine	2,344.32
Greg Carpenter	750.00
Harbor Brenn Agency	1,927.00
Harbor Light	315.00
Harbor Springs Chamber of Commerce	165.00
Honor Bank	9,077.94
Jacob Abhau	100.00
Jane Millar	6,228.17
Jeff Neill	750.00
Jenny Brower	500.43
Kammerman & Bascom	4,965.00
Karen Cole	2,709.91
Kurt Grangood	78.00
Lamar Eby	2,319.53

8:45 AM
01/05/24
Cash Basis

NORTHERN COMMUNITY MEDIATION
Expenses by Vendor Summary
January through December 2023

	<u>Jan - Dec 23</u>
Laura Buckingham	2,982.68
Lindsey Bur	203.40
McCardel Water Conditioning	145.00
McLaren Northern Michigan Foundation	100.00
McLean & Eakin	40.00
MCMA	2,000.00
Meijer	1,071.20
Miranda Roen	100.00
Mitchell Franseth	562.50
Mitchell Park Center Association	8,747.23
North Perk	40.00
Online Payroll Service Fee	110.00
Palette Bistro	769.50
Parkside Deli	677.34
Payroll Distribution	169,592.05
Petoskey Chamber of Commerce	770.00
Pitney Bowes	2,565.78
Pro Image	1,468.73
Rotary	1,072.50
Rusty Saw North	856.96
Sarah Kohlbeck	50.00
Sky's the Limit	182.95
Snickerdoodlz	650.00
Southeastern Dispute Reslution Services	250.00
Spectrum Business	171.98
St. Francis Xavier	1,950.00
Stafford's Hospitality	200.00
State of Michigan	50.00
Stephanie Brew	27.02
Terrace Inn	100.00
The 501 Alliance	57.56
Trophy Case	254.00
US Treasury	39,876.57
Van's Business Machines	315.61
Wine Guys	100.00
TOTAL	<u>340,575.94</u>

NORTHERN COMMUNITY MEDIATION
Balance Sheet Prev Year Comparison
As of December 31, 2023

	Dec 31, 23	Dec 31, 22	\$ Change	% Change
ASSETS				
Current Assets				
Checking/Savings				
US Treasury 4	29,964.30	29,964.30	0.00	0.0%
US Treasury 3	29,914.13	29,914.13	0.00	0.0%
US Treasury 2	29,859.71	29,859.71	0.00	0.0%
US Treasury 1	29,620.83	29,620.83	0.00	0.0%
i Bond	10,156.00	10,156.00	0.00	0.0%
Savings First Comm	20,334.92	20,332.38	2.54	0.0%
Savings 4Front	-426.98	0.00	-426.98	-100.0%
Checking 1st Community Bank	52,131.42	110,989.76	-58,858.34	-53.0%
Petty Cash	100.00	100.00	0.00	0.0%
Total Checking/Savings	201,654.33	260,937.11	-59,282.78	-22.7%
Total Current Assets	201,654.33	260,937.11	-59,282.78	-22.7%
Fixed Assets				
Office Building	223,079.95	0.00	223,079.95	100.0%
Accumulated Depreciation	-48,095.03	-43,738.23	-4,356.80	-10.0%
Equipment				
Equipment Repair	85.00	85.00	0.00	0.0%
Purchase	44,688.75	44,688.75	0.00	0.0%
Equipment - Other	-1,766.02	-1,788.00	21.98	1.2%
Total Equipment	43,007.73	42,985.75	21.98	0.1%
Total Fixed Assets	217,992.65	-752.48	218,745.13	29,069.9%
Other Assets				
Investments - CCCF	18,622.33	16,200.28	2,422.05	15.0%
Investments - PHSACF	20,229.77	18,614.09	1,615.68	8.7%
Total Other Assets	38,852.10	34,814.37	4,037.73	11.6%
TOTAL ASSETS	458,499.08	294,999.00	163,500.08	55.4%

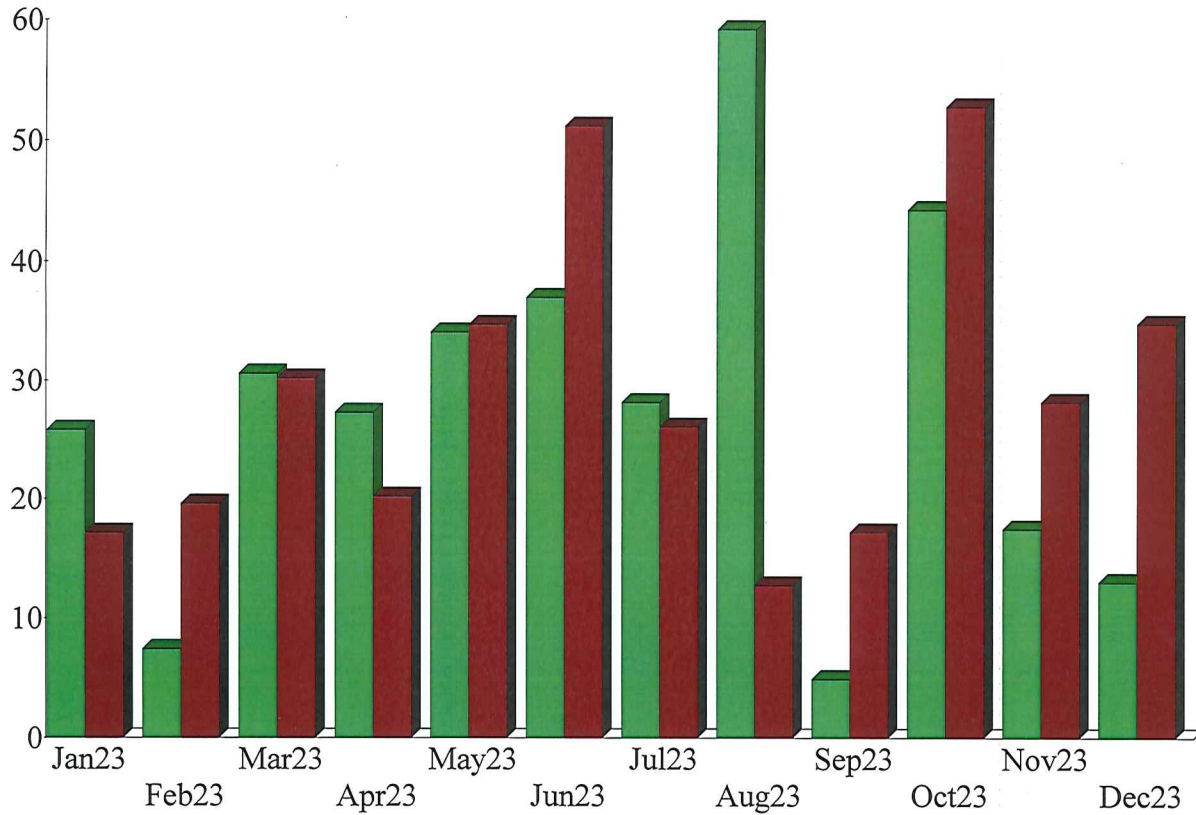
NORTHERN COMMUNITY MEDIATION
Balance Sheet Prev Year Comparison
As of December 31, 2023

	Dec 31, 23	Dec 31, 22	\$ Change	% Change
LIABILITIES & EQUITY				
Liabilities				
Current Liabilities				
Other Current Liabilities				
Simple IRA Withheld	11,315.98	6,236.10	5,079.88	81.5%
BC State Income Tax Withheld	363.33	363.33	0.00	0.0%
BC Federal Income Tax Withheld	13.00	13.00	0.00	0.0%
BC Michigan Unemployment	222.72	222.72	0.00	0.0%
BF State Income Tax Withheld	975.77	975.77	0.00	0.0%
BF Michigan Unemployment	11.01	11.01	0.00	0.0%
BF FICA Tax Withheld	4,956.02	4,956.02	0.00	0.0%
BF Federal Income Tax Withheld	1,068.69	1,068.69	0.00	0.0%
BC FICA Tax Withheld	175.80	175.80	0.00	0.0%
RP Michigan Unemployment	97.81	97.81	0.00	0.0%
RP State Income Tax Withheld	-171.32	-171.32	0.00	0.0%
RP FICA Tax Withheld	-568.27	-568.27	0.00	0.0%
RP Federal Income Tax Withheld	-90.00	-90.00	0.00	0.0%
Federal Income Tax Withheld	-283.73	391.31	-675.04	-172.5%
Fica Tax Withheld	-4,024.89	-2,403.28	-1,621.61	-67.5%
Michigan Unemployment	2,469.42	2,208.84	260.58	11.8%
State Income Tax Withheld	481.36	324.68	156.68	48.3%
Total Other Current Liabilities	17,012.70	13,812.21	3,200.49	23.2%
Total Current Liabilities	17,012.70	13,812.21	3,200.49	23.2%
Long Term Liabilities				
Mortgage - Building	171,860.24	0.00	171,860.24	100.0%
Total Long Term Liabilities	171,860.24	0.00	171,860.24	100.0%
Total Liabilities	188,872.94	13,812.21	175,060.73	1,267.4%
Equity				
*Retained Earnings	281,186.80	291,768.70	-10,581.90	-3.6%
Opening Bal Equity	-0.01	-0.01	0.00	0.0%
Net Income	-11,560.65	-10,581.90	-978.75	-9.3%
Total Equity	269,626.14	281,186.79	-11,560.65	-4.1%
TOTAL LIABILITIES & EQUITY	458,499.08	294,999.00	163,500.08	55.4%

Income and Expense by Month January through December 2023

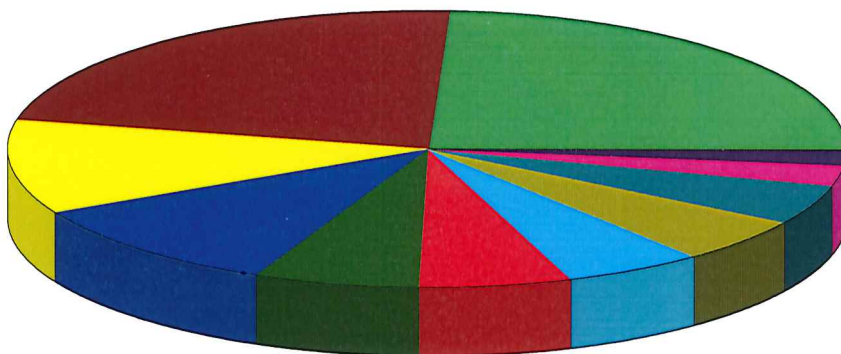
Income
Expense

\$ in 1,000's



Income Summary January through December 2023

CDRP Funds	%24.29
County Funding	22.49
Interest	11.09
Grants	10.82
Donation	6.50
Fees	5.92
Refund	5.55
VORP	5.25
Fund Raising	4.68
CDP	2.43
Other	0.97
Total	\$329,077.19



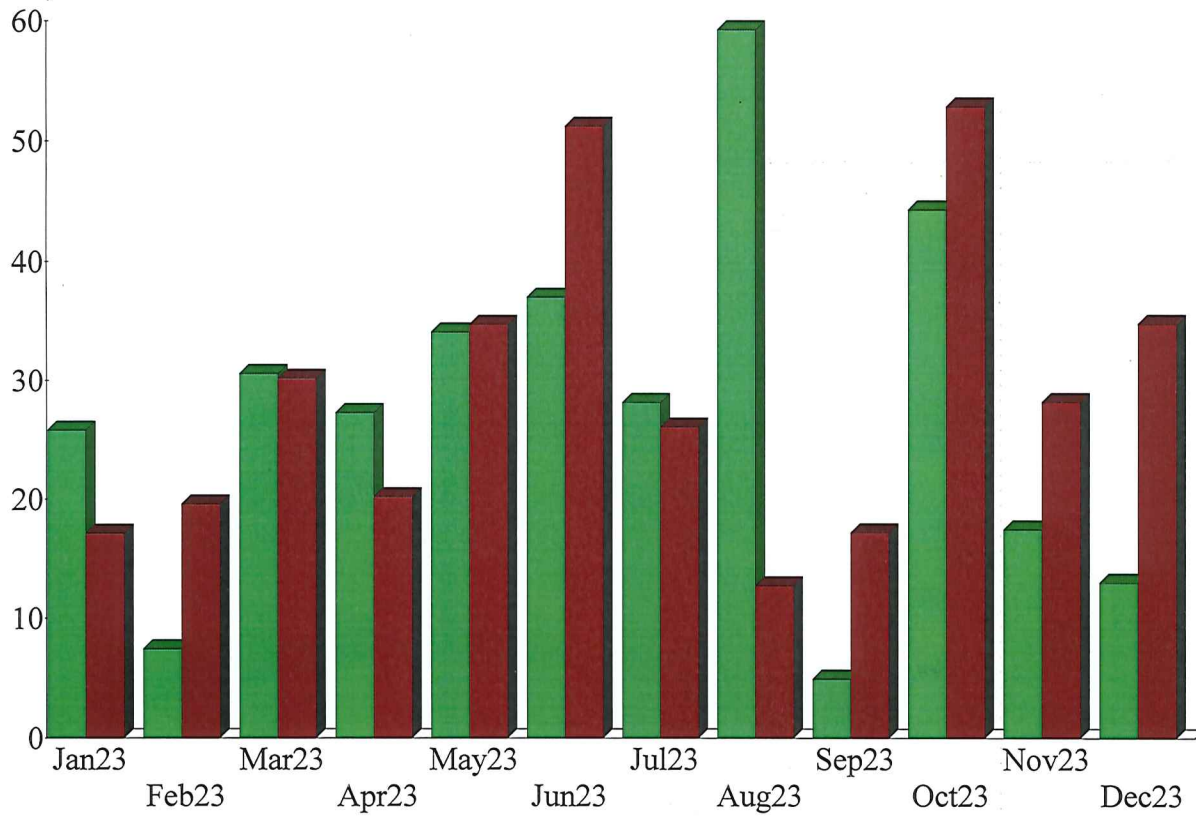
By Account

14


Income and Expense by Month January through December 2023

Income
Expense

\$ in 1,000's



Expense Summary January through December 2023



Salaries and Wages	%45.29
Transfer to US Treasury	11.57
Relocation Expenses	11.45
Other	6.60
Occupancy	5.74
Fringe Benefits	4.68
Payroll Expenses	3.57
Contractual	1.62
Accounting	1.44
Depreciation Expense	1.26
Other	6.77
Total	\$344,675.57

By Account

15

Net Worth by Month
As of December 31, 2023



\$ in 1,000's

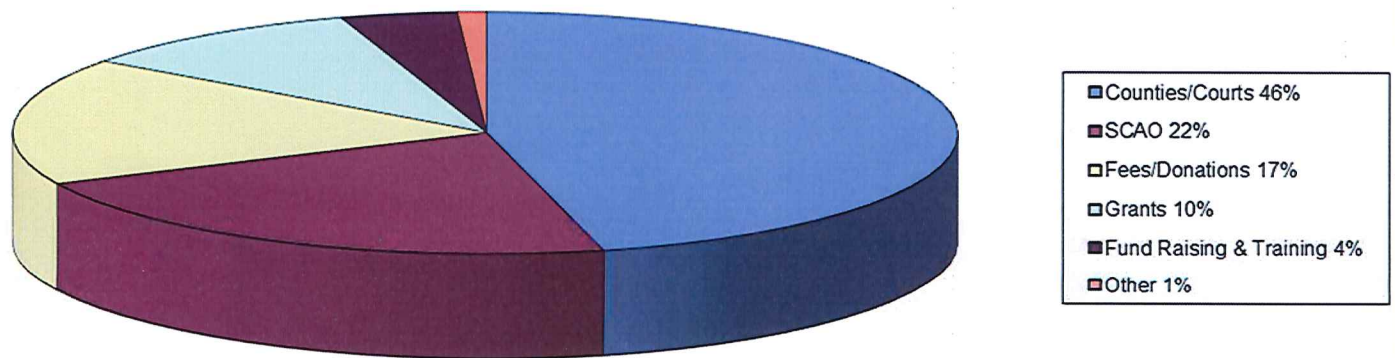


TWENTY-FOUR YEAR COMPARISON REVENUE SOURCES

YEAR	SCAO	COUNTIES	AGENCY	TOTAL	IN KIND
2023	79,949.08	99,291.66	147,835.94	327,076.68	140,439.91
2022	46,728.48	97,000.00	80,771.80	224,500.28	127,014.24
2021	90,267.25	86,920.00	49,230.24	226,417.49	125,751.02
2020	75,336.73	91,336.60	110,004.39	276,677.72	127,079.08
2019	73,050.41	89,419.92	82,572.90	245,043.23	231,628.92
2018	46,328.13	88,416.60	71,228.04	205,972.77	160,506.62
2017	40,437.84	93,360.00	58,997.28	192,795.12*	202,038.61
2016	43,747.09	93,400.00	58,425.99	195,573.08	183,687.04
2015	48,012.92	88,663.75	44,515.00	181,191.57	163,205.83
2014	46,307.69	87,275.00	51,413.97	184,996.66	170,662.83
2013	41,927.45	89,125.00	43,291.72	174,344.17	226,552.96
2012	47,032.97	84,050.00	35,331.95	166,414.92	184,703.20
2011	45,119.56	87,075.00	37,965.62	170,160.18	200,792.66
2010	57,368.81	84,000.00	42,990.48	184,359.29	228,514.86
2009	54,892.64	83,900.00	37,402.12	176,194.76	198,391.08
2008	52,964.25	76,225.00	48,077.34	177,266.59	193,458.36
2007	68,671.08	60,000.00	65,054.20	193,725.28	191,127.82
2006	67,531.61	69,000.00	31,807.63	168,339.24	142,871.68
2005	64,275.33	45,000.00	39,938.74	149,214.07	62,526.56
2004	70,441.65	33,750.00	22,005.16	126,196.81	44,883.50
2003	75,362.57	4,000.00	10,804.94	90,167.51	44,871.36
2002	69,788.17	3,000.00	5,543.35	78,331.52	46,419.87
2001	68,254.91	3,000.00	13,221.43	84,476.34	NA
2000	66,762.94	3,000.00	19,417.20	89,180.14	NA



Revenue Sources for 2023



ANNUAL REPORT FOR 2023

Personnel

2023 was a challenging year for the Northern Community Mediation (NCM) staff. Case Manager Karen Cole resigned from NCM the middle of July. In searching for her replacement, NCM was fortunate to find a qualified replacement for Karen. Kurt Grangood has a background in education with a Master's Degree in Education and Leadership. He has been a teacher, principal and superintendent. Prior to Kurt's coming onto the NCM team the end of August, however, Laura saved the day by handling all of the NCM cases for the six weeks interim.

With Kurt's experience in education, the NCM staff took advantage of the situation to re-assign responsibilities. Laura covers divorce, domestic and parenting-time cases, while Kurt handles small claims, general civil, employment, guardianship, property, real estate, school attendance, victim-offender reconciliation and special education.

NCM presently has 45 active mediators. The majority of the volunteer mediators have received advanced training in specialized fields of mediation, which include the following:

- Advanced General Civil
- Agricultural
- Behavioral Health
- Child Protection
- Divorce/Domestic Relations
- Guardianship
- Parenting Time
- Restorative Practices
- School Attendance
- Special Education
- Victim-Offender Reconciliation

NCM enforces the State Court Administrative Office (SCAO) requirement that mediators complete a minimum of eight hours of continuing education every two years. NCM also continues to be in compliance with the State Court Administrative Office (SCAO) policy for background checks. All employees, interns, volunteer mediators and other volunteers must undergo a background check through the Michigan State Police (ICHAT), as well as a criminal registry check through the Department of Human Services every two years.

Mediations

NCM provides its mediation services in four methods. Of the closed cases in 2023, 40% were via Zoom, 30% were in person, 29% were via phone and 1% was via MI-Resolve, which is an online option.

Trainings and Workshops

In the fall, NCM offered six workshops via Zoom that focused on the Michigan Court System. Each of the workshops were scheduled for 90 minutes.

- On October 12, the Honorable Joe Hayes from 33rd Circuit Court covered an overview of the Michigan Court System.
- On October 19, the Honorable Jennifer Deegan from 57th Circuit Court discussed the circuit court system.
- On October 20, Director Amanda Guarisco explained the Friend of the Court intricacies.
- On October 27, the Honorable Valerie Snyder from 7th Probate Court and Emmet County Court Administrator Matt Miller focused on the probate court system.
- On November 3, the Honorable JoAnne Cook discussed the Tribal Court.
- On November 17, the Honorable Angela Lasher from the 90th District Court and Emmet County Civil Clerk Wendy Viles focused on the district court and small claims.

This series of workshops was lauded by everyone involved—the participants as well as the presenters. In 2024, NCM hopes to arrange for a workshop on the Federal Court System, as well as work with Judge Cook to do a presentation at tribal headquarters in Harbor Springs.

Meetings

On January 19, 2023 NCM conducted its annual meeting for 2022 at City Park Grill in Petoskey. Minutes of that meeting will be available on the NCM website (www.northernmediation.org) upon approval by the Board of Directors at the 2024 Annual Meeting, which is scheduled for Thursday, January 18, 2024.

Three of the regularly scheduled board meetings (January, March, May, July, September and November) were via zoom and three were in-person. Minutes of these meetings are available on the NCM website. The Executive Committee met on the months that the board did not meet. Additionally, the board did an electronic vote in December to approve the 2024 budget with 100% participation and unanimous approval. Throughout the year, there were several closed session board meetings that related to the purchase of the condominium and personnel issues.

Board committees, which consisted of facilities, funding, investment, Mediation Celebration, outreach, bi-annual newsletter and personnel met regularly throughout the year. The bi-annual newsletter is chaired by Bill Cattin, and he is the one who deserves full credit for both the spring and fall issues of *Community: It's Our Middle Name*.

On Thursday, May 25, NCM held its annual Appreciation Gala at Palette Bistro in Petoskey. Mediators, board members, donors, the bar association and NCM supporters in general were all recognized. The special awards were given to the following:

- Veteran Mediator of the Year – Lee Kramer
- Rookie Mediator of the Year – Tina Verlinden
- Leah Award – Dan McGuire
- Advocates of the Year – Mark Andresky & Mitch Brown for all that they did to make the purchase of NCM's new "home" come to fruition

A true highlight of the evening was the recognition of Connie Saltonstall for her 20 years of service as a mediator for NCM.

In addition to regular meetings relating to the operations of NCM, such as weekly staff meetings and a yearly staff retreat, the staff has traditionally participated in a variety of meetings and gatherings: Human Services Coordinating Body (HSCB), Great Start Collaborative, Chamber Expos, Connecting Women in Business, Women Can/Women Do, Celebration of Champions, Chamber States of the Community, Career Day and Project Connect. Additionally, the staff continues to make at least five contacts per month promoting the Michigan Agricultural Mediation Program and the Behavioral Health Mediation Services Program. Additionally, the Executive Director continues to be involved with both Leadership Charlevoix County and Leadership Little Traverse. In addition, she serves in an advisory capacity on the JEWEL Scholarship Committee at North Central Michigan College.

State-Wide Involvement

The Executive Director continues to be active in the Michigan Community Mediation Association (MCMA). She attends monthly meetings of the Board of Directors and the Executive Committee. Additionally, she is involved with the Alternative Dispute Resolution (ADR) Section of the Michigan Bar Association as co-chair for a statewide collaboration between the ADR Section and the MCMA in the development of statewide templates for training, such as Fundamental Mediation Skills followed by specialized trainings, such as general civil, divorce/domestic, parenting time. Rather than using the term Advanced Mediator Training for the eight-hours that are required every two years, the term would be changed to Continuing Education Units.

Board Retreat

The board held its annual Board Retreat at The Weathervane in Charlevoix on Wednesday, February 8. Jenny Brower gave a report on the new fundraiser that would ultimately be called Mediation Celebration, and Mitch Brown gave an update on the purchase of the condominium property. There were three breakout sessions to discuss funding and the capital campaign, marketing and fundraising. The most significant piece of business that occurred at the retreat was the board's authorizing the Executive Director to be the "designated signatory on behalf of Northern Community Mediation for the purchase of Units 3 and 4 located at 2202 Mitchell Park Drive in Petoskey, Michigan 49770 in the amount of \$220,000."

From a personal perspective, the Executive Director wants to express how much she appreciated the Terrace Inn gift certificate that the board gave to her. "It was frosting on the cake of my dream of NCM's owning its very own piece of property."

Staff Retreat

On Tuesday, November 14, Northern Community Mediation (NCM) held its annual staff retreat. Case Managers Laura Buckingham and Kurt Grangood along with Executive Director Jane Millar spent a short time reviewing the accomplishments and challenges of 2023. They then focused on the agenda, which included the following: 2024 calendar; monitoring calendar; fees; mediator list & qualifications; setting dates for two, mediator roundtables, a 40-hour Mediator training, review of office procedures and personnel policies; updating of forms; inventory; job descriptions and setting cleaning days. The

staff retreat for 2024 will be on Tuesday, November 19 and will again be held at NCM rather than at a separate room in a restaurant.

Presentations and Promotion

Whenever the opportunity arises to promote NCM and the services it offers, full advantage is taken of the offering. In 2023, most of the promotion was done through meetings with individuals or small groups rather than presentations to larger groups of people. In satisfying the requirements of the BHMSPP grant, 76 meetings, 3 vendor tables, 12 presentations, and 24 posts were made during 2023 featuring NCM and the BHMSPP grant. There were 74 meetings, 15 presentations, 3 vendor tables and 24 posts to promote NCM and the MAMP grant as well.

MI-Resolve

MI-Resolve continues to be a challenge. NCM still strives to entice involvement in the process. As was stated earlier, only 1% of the cases closed in 2023, which accounted for a total of two cases, used MI-Resolve.

Behavioral Health Mediation Services Program (BHMSPP)

NCM continues to be involved with the BHMSPP through the Michigan Community Mediation Association (MCMA). As a partner in this initiative, NCM receives \$1,250.49 per month from the grant. To receive this funding, NCM must include at least two social media posts per month and make at least five presentations/meetings per month relating to the program.

Michigan Agricultural Mediation Program (MAMP)

The United States Department of Agriculture (USDA) has awarded the MAMP to MCMA. This program offers free mediation services to Michigan farmers to resolve their disputes outside of court. Farmers' disputes covered by this grant can range from contract issues, estate and probate complications, adverse determinations by the USDA, bankruptcy, and any other conflict they may face concerning their farm. It can also cover divorce and domestic matters. For each mediation involving farming issues, NCM receives \$200. In 2023, NCM conducted two such mediations for a total of \$400. As in the BHMSPP grant, NCM and all of the other CDRP centers have minimum requirements to meet.

Caseload

The number of cases opened in 2023 as compared with 2022 was down by 47 cases: 360 vs. 407. The number of cases closed in 2023 as compared to 2022 was down by 55: 362 vs. 417.

Accounting for 37.02% of the cases, breach of contract mediations were the most prevalent types of cases in 2023. This was followed by divorce cases at 14.64%, parenting time at 8.84%, landlord/tenant at 8.01%, domestic matters and property both at 5.80%, probate matters at 4.42%, child protection, school attendance and victim offender

all at 3.59%, and criminal, employment, guardianship, neighborhood and real estate making up the remaining 1.37%.

The case breakdown by programs is as follows:

	2023		2022	
PROGRAM	# ACCEPTED	# CLOSED	# ACCEPTED	# CLOSED
Child Protection	13	13	9	13
Victim Offender	13	7	14	7
Parenting Time	32	47	52	47
School Attendance	13	34	38	34

The case breakdown by counties is as follows:

	2023		2022	
COUNTY	# ACCEPTED	# CLOSED	# ACCEPTED	# CLOSED
Charlevoix	144	147	153	152
Emmet	199	199	232	242
Other	19	16	4	5

The case breakdown relating to the courts is as follows:

	2023		2022	
COURT	# ACCEPTED	# CLOSED	# ACCEPTED	# CLOSED
33 rd Circuit	17	17	35	36
57 th Circuit	22	22	35	41
90 th District	14	13	14	16
7 th Probate	39	42	29	24
FOC	22	22	19	22
Small Claims	156	155	151	152
LTBB	0	0	1	1

The case breakdown by dispute type is as follows:

	2023		2022	
DISPUTE TYPE	#ACCEPTED	# CLOSED	# ACCEPTED	# CLOSED
Breach of Contract	136	134	138	141
Schools	11	13	38	34
Victim Offender	8	14	14	7
Domestic Matters	21	21	30	32
Child Protection	13	12	9	13
Post Judgment	30	30	44	47
Divorce	53	53	76	85
Landlord/Tenant	30	29	9	9
Property	21	21	28	28
Probate Matters	16	16	3	3
Real Estate	6	6	0	0
Other	15	13	19	19

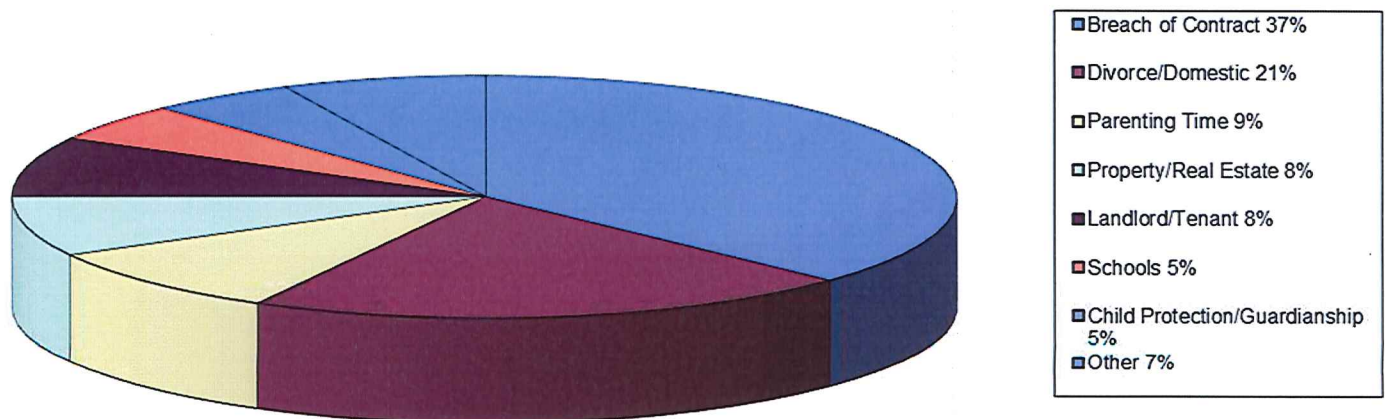
A comparison of the caseload is as follows:

CATEGORY	2023	2022	2021	2020	2019
# Opened	360	407	392	664	855
# Closed	362	417	404	667	843
Agreement Rate	55%	65%	73%	87%	84%
# Court Referred	272	292	314	319	462
# Self Referred	54	76	40	50	56

TWENTY-FOUR YEAR COMPARISON
DISPUTE TYPES (based on number of cases disposed in a given year)

Year	CDP	Breach Contract	EMP	Guardianship	Land/Tenant	Neighbor	Div Dom	Post Judge	Property	Edu	Vic Offend	Oth	Total
2023	13	134	3	2	29	1	74	32	27	13	13	21	362
2022	13	141	5	4	9	1	117	47	28	34	7	12	418
2021	16	158	4	6	13	3	80	54	17	30	8	15	404
2020	10	178	0	11	13	2	77	55	29	284	1	7	667
2019	16	348	4	5	8	1	91	39	12	295	4	20	843
2018	15	481	0	9	5	0	96	23	4	181	17	16	847
2017	18	620	1	6	3	2	109	21	4	240	25	12	1,061
2016	15	509	4	4	2	1	95	23	14	48	19	4	738
2015	17	512	3	4	25	1	92	30	8	62	39	7	800
2014	35	366	2	6	56	0	88	38	22	27	55	7	702
2013	32	162	1	2	24	1	104	58	15	37	54	11	501
2012	30	127	2	4	14	1	92	41	12	2	55	11	391
2011	43	131	4	6	16	1	105	61	13	1	57	8	446
2010	22	160	4	5	12	2	104	44	6	3	60	13	435
2009	33	180	3	5	20	6	100	40	2	3	51	12	455
2008	26	186	2	1	16	1	95	29	8	4	81	10	459
2007	49	192	2	1	14	0	92	38	7	0	127	6	528
2006	59	187	5	3	16	7	76	23	8	2	89	13	488
2005	60	165	17	2	6	4	50	29	4	2	83	5	427
2004		179			30	7	67		11		13	80	387
2003		148			11	9	50		14		11	78	321
2002		150			19	5	71		18		6	64	333
2001		165			20	6	50		13		4	54	312
2000		106			16	7	24		14		5	55	227

Dispute Types for 2023



Agreement Rates

Of the closed cases in 2023, 40% were via Zoom, 30% were in person, 29% were over the telephone and 1% was online. In 2022, NCM was cautiously coming out of COVID and did conduct 12% of its cases in person. Throughout 2021, all mediations were conducted via Zoom. In 2020, three-fourths of the mediations were held via Zoom, whereas in 2019, all mediations were in-person.

The agreement rate percentages for 2023 are depicted in the pie chart entitled Agreement Rates. The table below shows the comparison of agreement rates between 2023, 2022, 2021, 2020 and 2019.

YEAR	AGREEMENT	NO AGREEMENT	CONCILIATED	FACILITATED /ARBITRATED	PARTIAL
2023	37%	46%	15%	0%	2%
2022	43%	35%	18%	0%	4%
2021	44%	27%	25%	0%	4%
2020	67%	13%	18%	1%	1%
2019	74%	16%	8%	1%	1%

In comparing the agreement rates among the five years, it appears that not having in-person mediations has had a negative impact upon the agreement rates. Further analysis into the agreement rates in 2023, however, shines a different light on the picture.

Result	# of Cases In Person	%	# of Cases Via Zoom	%	# of Cases via Phone	%
Agreement	29	46%	56	62%	31	55%
Partial Agreement	0	0%	4	4%	0	0%
No Agreement	34	54%	31	31%	25	45%

It would be premature to draw any definitive conclusions relating to the method of mediation and its relationship to agreement rates. It is worth noting, however, that the agreement rates are highest via Zoom, followed by the agreement rates when conciliations are conducted over the phone. The lowest agreement rate is when the mediation takes place in person.

Referral Sources

The number of court referred / ordered cases dropped from 293 in 2022 to 272 in 2023. This was due primarily to the fact that court filings in general are down.

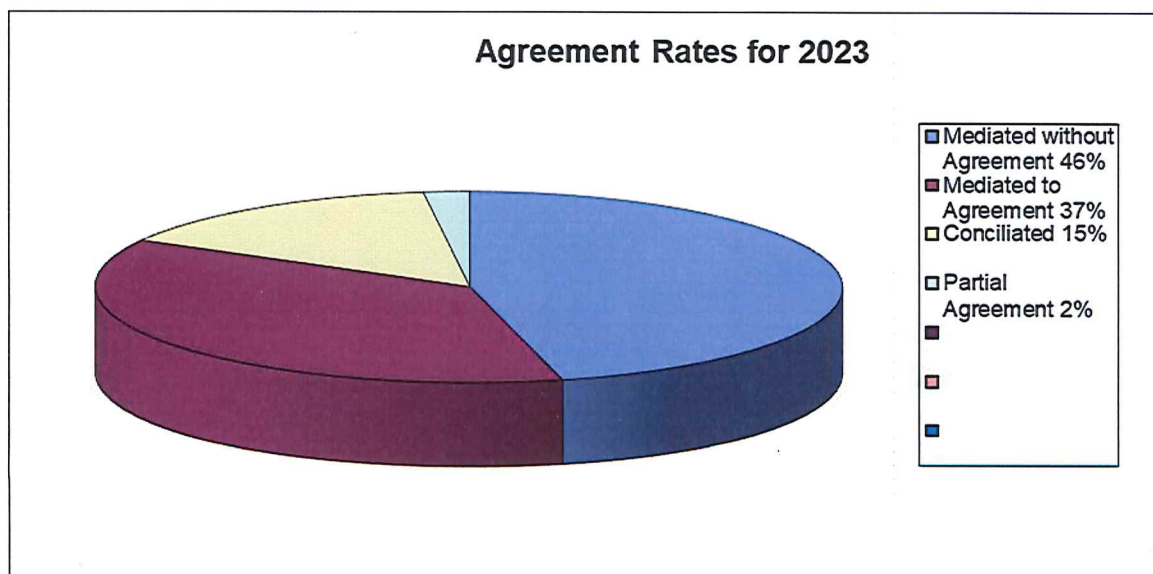
As a result of the negative impact that COVID has had on student performance and social development, state legislatures are earmarking significant increases in funds for counselors and other school personnel to work directly with the children. Consequently, the schools no longer need to rely on NCM's services.

The referral source percentages for 2023 are shown in the pie chart entitled Referral Sources. The case breakdown by referral source is as follows:

REFERRAL SOURCE	# IN 2023	# IN 2022	# IN 2021
Courts	272	293	314
Self	54	76	40
Educational Institutions	11	33	30
Legal Organizations	25	12	16
Prosecutor	0	0	1
Other	0	4	3

TWENTY-FOUR YEAR COMPARISON AGREEMENT RATES


Year	Total Cases	Core Cases	Agreement	Partial Agreement	Conciliated	Facilitated	Arbitrated	No Agreement
2023	362	251	92	4	39	0	0	116
2022	418	268	114	11	48	0	0	95
2021	404	256	112	11	64	0	0	69
2020	667	452	303	6	83	1	0	59
2019	843	558	411	9	44	3	0	91
2018	847	464	280	10	72	5	0	97
2017	1061	604	344	12	138	10	0	100
2016	738	396	161	3	163	0	0	69
2015	800	440	179	8	180	0	0	73
2014	702	426	175	17	171	4	0	59
2013	501	392	209	12	75	1	0	95
2012	391	305	162	9	52	1	0	81
2011	446	345	175	6	55	1	1	107
2010	435	340	203	7	52	4	1	73
2009	455	349	224	4	41	1	1	78
2008	459	339	173	4	67	21	1	73
2007	528	395	177	0	143	10	0	65
2006	488	379	253	6	71	0	0	49
2005	428	369	253	3	66	4	0	43
2004	337	232	150	0	41	2	0	39
2003	318	NA	266	NA	NA	NA	NA	NA
2002	332	NA	287	NA	NA	NA	NA	NA
2001	307	NA	266	NA	NA	NA	NA	NA
2000	240	NA	201	NA	NA	NA	NA	NA



TWENTY-FOUR YEAR COMPARISON
REFERRAL SOURCES (based on number of cases disposed in a given year)

YEAR	COURT	GOV/ POLICE	LEGAL/ BUSINESS/CORP	SELF- REFERRAL	SOC SER/ EDUC/COMM	OTHER	TOTAL
2023	272	0	25	54	11	0	362
2022	293	0	13	76	33	3	418
2021	314	0	17	40	30	3	404
2020	319	0	10	50	284	4	667
2019	462	1	6	56	294	24	843
2018	591	0	4	55	182	15	847
2017	741	1	11	56	238	14	1061
2016	597	0	6	81	48	6	738
2015	683	1	4	47	61	4	800
2014	609	1	12	50	27	3	702
2013	373	2	15	70	37	4	501
2012	273	4	39	74	0	1	391
2011	372	1	19	45		9	446
2010	351	2	30	48	2	2	435
2009	348	2	29	68	3	5	455
2008	351	0	43	57	4	4	459
2007	429	3	26	60	2	8	528
2006	394	8	14	51	3	18	488
2005	348	18	0	38	2	21	427
2004	299	5	20	33	7	23	387
2003	175	6	33	80	16	11	321
2002	207	4	22	76	13	11	333
2001	187	4	29	62	23	7	312
2000	167	3	14	15	7	21	227

Referral Sources for 2023



Fund Raising

COVID had a significant impact upon fund raising, not only for Northern Community Mediation (NCM), but also for all non-profits. The bottom line is that most fund raising events did not take place in 2020, 2021, nor 2022.

Thanks to the genius of board member Jenny Brower, NCM introduced a new fundraising idea in 2023. Entrance to Mediation Celebration, which was held in the community room at the Emmet County Fairgrounds, was a \$25.00 gift certificate from a store, restaurant or other establishment in Charlevoix or Emmet counties. Those gift certificates were bundled into groups of ten and then people bought raffle tickets to win the bundles. A complete report of the event is available in the NCM documents under Mediation Celebration, including the finances, which showed a gain of \$5,812.94. It is anticipated that the 2024 Mediation Celebration will be much more profitable and since the overall event was highly successful, plans are already underway for holding Mediation Celebration on Thursday, June 20, 2024.

Fees

NCM does charge a minimal administrative fee for most cases. Those cases for which there is no charge are school attendance, access and visitation, victim-offender, special education and small claims. Additionally, fees are either reduced or waived if it would be a hardship for an individual to pay the fee. If a client is an American Veteran, fees are waived for all parties involved in the case.

Access & Visitation (ACVS) fees come from federal funds, and Michigan Agricultural Mediation program (MAMP) fees come from the United States Department of Agriculture. Since the eleven school districts within the Charlevoix-Emmet Intermediate School District service area prefer to handle their own special education cases, fees received for this service are minimal at best.

Fee Source	2023	2022	2021
NCM Fees	\$17,737.86	\$14,467.35	\$12,258.34
Access & Visitation	\$1,750.00	\$2,750.00	\$3,000.00
Special Education	0	\$2,100.00	\$150.00
MAMP	\$400.00		
Total	\$19,887.86	\$19,317.35	\$15,408.34

Excluding ACVS and Special Education, the table below compares the waived and non-waived fees for 2023.

NCM Fees	\$26,525.00
Waived Fees	\$14,025.00
Non-Waived Fees	\$12,500.00
Payments of Non-Waived Fees	\$12,400.00
Balance Due of Non-Waived Fees	\$100.00

The table below depicts the breakdown of the waived fees. PayPal fees for 2023 totaled \$168.90

Write-Off	\$1,035.00
Settled Prior to Mediation	\$1,200.00
Case Withdrawn	\$1,800.00
American Veteran	\$475.00
Refused to Mediate	\$550.00
Unamenable for Mediation	\$100.00
Unable to Contact	\$500.00
Respondent Failed to Show	\$100.00
Case Manager's Discretion	\$8,265.00
Total	\$14,025.00

Collection of Fees

NCM sent out reminder notices for overdue payments to 39 individuals. 79% of those individuals paid their bills, whereas 21% did not respond. The 21% of those who did not respond accounted for eight individuals who were sent third notices. Of the eight, none paid. Following a third notice without payment, NCM considers the potential payment as a write off.

Financial Impact of Agreements

Although many of the cases mediated by NCM do not involve any sort of financial restitution or settlement, financial issues and commitments are either central or secondary in certain types of cases, such as divorce or breach of contract. In 2023, NCM mediated 71 cases involving distribution of money, which totaled \$2,331,296.30.

Donations

Again, NCM received significant donations in 2023. Although the donor campaign was slightly below budget, that difference was more than made up for by donations designated for relocation expenses. Individuals from the community, both community foundations and the Emmet-Charlevoix Bar Association were all very financially supportive of NCM in 2023.

Donations	2023	2022	2021
Relocation Donations	\$8,476.83		
Donor Campaign	\$12,372.51	\$17,240.32	\$17,055.00
Designated Gifts	\$526.84		
Total	\$21,376.18	\$17,240.32	\$17,055.00

Grants

In 2023, NCM received a total of \$35,594.73 in grants.

Charlevoix County Community Foundation	\$11,000.00
Petoskey-Harbor Springs Area Community Foundation	\$4,500.00
Behavioral Health Mediation Services P	\$17,694.73
Rotary Club of Petoskey	\$2,000.00
Michigan Agricultural Mediation Program	\$400.00
Total	\$35,594.73

In Kind Contributions

To a non-profit organization, in-kind contributions are significant for two primary reasons. First, when writing grant applications, in kind donations are considered a means of determining community support of the organization. Second, in kind donations help to defray expenses. The top four areas of contributions in 2023 related to the following:

- Mediation Hours Based upon \$150 per Hour \$ 117,373.00
- Relocation Expenses \$ 7,854.97
- Executive Director \$ 6,971.99
- Rent \$ 5,200.00

The total amount of in kind contributions for 2023 was \$140,439.91, which is greater than the in kind attributable to 2022. This difference is due primarily to the in kind relocation expenses in 2023.

The in kind donations for 2023 constituted 32% of the total budget. The total in kind contributions attributable to the mediators themselves represented 83% of the in kind contributions.

The table below shows the breakdown of in kind contributions between 2023 and 2022.

In Kind	2023	2022
Mediator Hours	\$117,373.00	\$107,252.50
Rent	\$5,200.00	\$13,800.00
Equipment/Supplies	\$79.95	0
Mediation Locations	0	\$200.00
Theatre Parties	0	0
Volunteer Labor	\$50.00	\$540.00
Cell Phone	\$2,196.77	\$2,028.59
Executive Director	\$4,426.22	\$2,298.15
Accounting	\$211.00	895.00
Mileage	0	0
GoToMyPC	\$348.00	
Volunteer Training	\$2,700.00	0

Training Locations	0	0
Relocation Expenses	\$7,854.97	
Total	\$140,439.91	\$127,014.24
Percentage of Budget	32%	36%
Mediator Percentage of In Kind	83%	84%

Financial Analysis

In preparing the budget, the anticipation was that 2023 would be a year similar to pre-COVID years. There was no indication that NCM would be purchasing an office condominium. Consequently, the financial reality of 2023 is anything but close to the approved budget. Expenses relating to the purchase of the property were not limited to the purchase price alone. There were relocation expenses, property taxes for the first year only, condominium assessments and dues, and new air conditioning units and furnaces to name a few non-budgeted line items. Fortunately, NCM was in a financial position that it did not have to hesitate in going forward with the sale. Although expenses far exceeded both the total income and the operation income, NCM's balance sheet has never been stronger.

The table below shows the bottom line of the balance sheet from year to year.

YEAR	AMOUNT
2023	\$458,499.08
2022	\$294,999.00
2021	\$299,539.47
2020	\$270,346.22
2019	\$195,539.19
2018	\$182,766.80
2017	\$185,833.35
2016	\$173,214.22
2015	\$161,484.46
2014	\$135,866.57
2013	\$138,071.41
2012	\$135,519.46
2011	\$132,848.44
2010	\$131,186.42
2009	\$128,159.31
2008	\$123,220.08
2007	\$103,836.47
2006	\$72,669.76
2005	\$55,634.62
2004	\$34,525.63
2003	\$28,129.13
2002	\$42,877.85

Summary

The year 2023 was exhilarating, exciting, excellent, exacerbating and exhausting. It was an outstanding year for NCM. There were two initiatives that stand out, the most obvious one's being the purchase of condominium units 3 and 4 at 2202 Mitchell ark Drive in Petoskey. NCM became aware of the potential sale of the property the end of 2022. In January 2023, NCM and the owner Jason Guthrie negotiated a purchase price of \$220,000. NCM put \$44,000 down, and Honor Bank easily approved NCM for a loan of \$176,000. Closing took place on Thursday, February 9, and on Monday, March 13, 2023, NCM was completely moved into its "forever home." Accolades need to be given to the Board of Directors. It was because of the expertise that they brought to the table that we were able to make this all happen. It would be remiss, however, if special recognition was not given to Mitch Brown for his real estate knowledge and Mark Andresky for his financial experience. Additionally, the leadership skills of Board President Kirstyn Horan was instrumental in the success of purchasing the property, along with all of the other board members. It would not have happened without them.

The second initiative was a result of the determination of mediator and board member Bill Cattin. Bill created *Community: It's Our Middle Name*, a bi-annual newsletter that went out in the spring and again in the fall. This has been so well received that NCM will continue to publish the newsletter *Community: It's Our Middle Name*.

As we settle into our new location, all indications are that 2024 will be another successful year.

Community Dispute Resolution Program
Northern Community Mediation - CHARLEVOIX

Annual Case Profile CDRP03QT
From: 1/1/2023 To: 12/31/2023

Report Date: 12/22/2023

Filtered By: None

<u>CASE DISPOSITION TOTALS</u>	Count	<u>NO MEDIATION HELD</u>	Count
Conciliated to Agreement	39 15.54%	Settled Prior to Mediation	13 11.71%
Mediated to Agreement	92 36.65%	Respondent Refused to Mediate	12 10.81%
Mediated to Partial Agreement	4 1.59%		0 0.00%
Mediated without Agreement	116 46.22%	Respondent Failed to Show	20 18.02%
Facilitated	0 0.00%	Both Failed to Show	0 0.00%
Arbitrated	0 0.00%	Initiator Failed to Show	5 4.50%
TOTAL	251	Unable to Contact	57 51.35%
		Unamenable for Mediation	4 3.60%
		TOTAL	111

Arbitration Sessions: 39 Mediated w/ Agreement Sessions: 92 Avg Mediation Duration (mins): 108.53
Facilitated Sessions: 0 Mediated Part Agreement Sessions: 4 Total Fees Received: \$18,843.58
Mediated w/o Agreement Sessions: 81 **(Excludes Waived Payments)**
Total Money Distributed due to Agreement: \$2,331,296.30 Total Cases where Money was Distributed: 71

ADDITIONAL CASE INFORMATION:

Number of Accepted Cases: 360 Number of Disposed Cases: 362
Returnee to Mediation: Avg Days from Intake to Disposition: 19
New Matter: 0 Number of Court Ordered Cases: 121
Remediation of New Matter: 0 Number of Individuals Served: 1,087
Non-compliance of Old Matter: 0 Number of Children Involved: 166
Number of Cases Referred Elsewhere: 0

<u>REFERRAL SOURCE</u>	Count	<u>DISPUTE TYPE</u>	Count
BUS: Business, Corporation	0 0.00%	CDP: Child Protection	13 3.59%
CSR: Domestic Violence	0 0.00%	CML: Criminal	4 1.10%
CTS: Courts	272 75.14%	CON: Breach of Contract	134 37.02%
FFC: Friend, Family, Colleague	0 0.00%	EMP: Employment	3 0.83%
GOV: Government	0 0.00%	GDA: Guardianship-Adult	1 0.28%
LEG: Legal Organization	25 6.91%	GDC: Guardianship-Child	1 0.28%
MAR: Marketing, Advertising, Outreach	0 0.00%	LAN: Landlord/Tenant	29 8.01%
POL: Police, Sheriff, State Police	0 0.00%	NGH: Neighborhood	1 0.28%
PRS: Prosecutor	0 0.00%	ODM: Domestic Matters	21 5.80%
SCH: Educational Institution	11 3.04%	OPM: Other Probate Matters	16 4.42%
SEL: Self Referral	54 14.92%	ORD: Ordinance/Statute/Regulation	0 0.00%
OTH: Other	0 0.00%	PBP: Public Policy	0 0.00%
TOTAL	362	PJC: Post Judgment Domestic	32 8.84%
		PPO: PPO-Not Domestic	0 0.00%
		PPP: PPO-Domestic	0 0.00%
		PRP: Property	21 5.80%
		RST: Real Estate	6 1.66%
		SCH: Schools	13 3.59%
		VRA: Adult Victim Offender	0 0.00%
		VRJ: Juvenile Victim Offender	13 3.59%
		OTH: Other	1 0.28%
		DIV: Divorced no Children	29 8.01%
		DIK: Divorced with Children	24 6.63%
		TOTAL	362